

Parish	2001	2002	2003
St. Andrew			
Households	124		
Attendance	114	72	67
Baptisms	1		
Deaths			
Weddings			
Surplus/Deficit	-2	-1	-7
St. Januarius			
Households	325	252	252
Attendance	295	388	266
Baptisms	16	13	11
Deaths	8	6	6
Weddings	7	1	6
Surplus/Deficit	27	7	12
St. Michael			
Households	1008	1040	976
Attendance	759	667	623
Baptisms		19	30
Deaths	32	23	21
Weddings	8	9	20
Surplus/Deficit	64	29	-10
St. Patrick			
Households			
Attendance	89	91	87
Baptisms			3
Deaths			
Weddings			
Surplus/Deficit	1	-15	10
St. Mary			
Households			
Attendance	83	102	84
Baptisms			
Deaths			
Weddings			
Surplus/Deficit	14	8	-7
St. Therese			
Households			

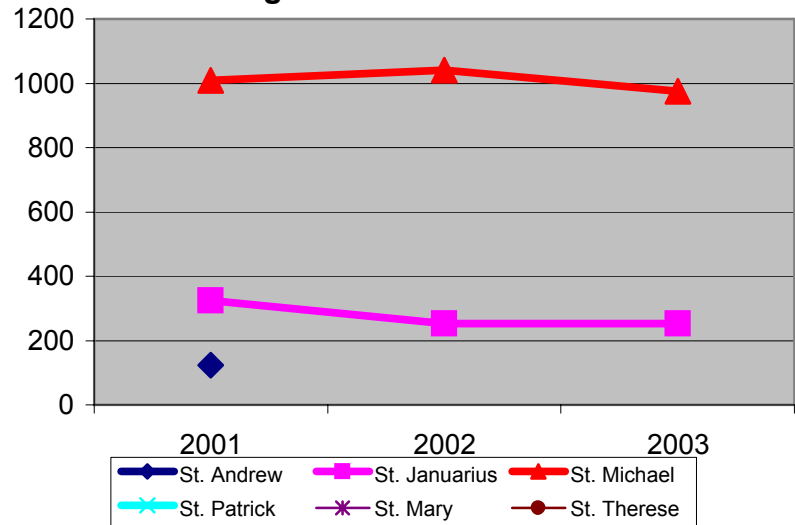
2000

2001

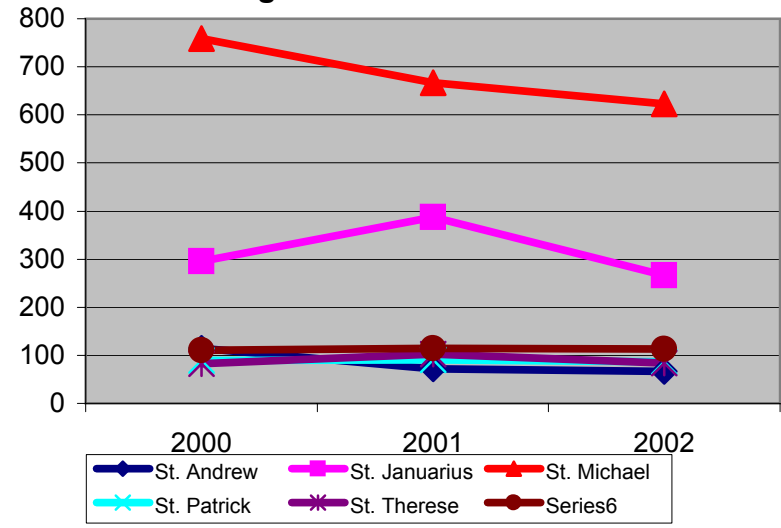
2002

Attendance	110	114	113
Baptisms			
Deaths			
Weddings			
Surplus/Deficit	12	2	-7
Our Lady of the Lakes			
Households	1457	1292	1228
Attendance	1450	1434	1240
Baptisms	17	32	44
Deaths	40	29	27
Weddings	15	10	26
Surplus/Deficit	116	30	-9

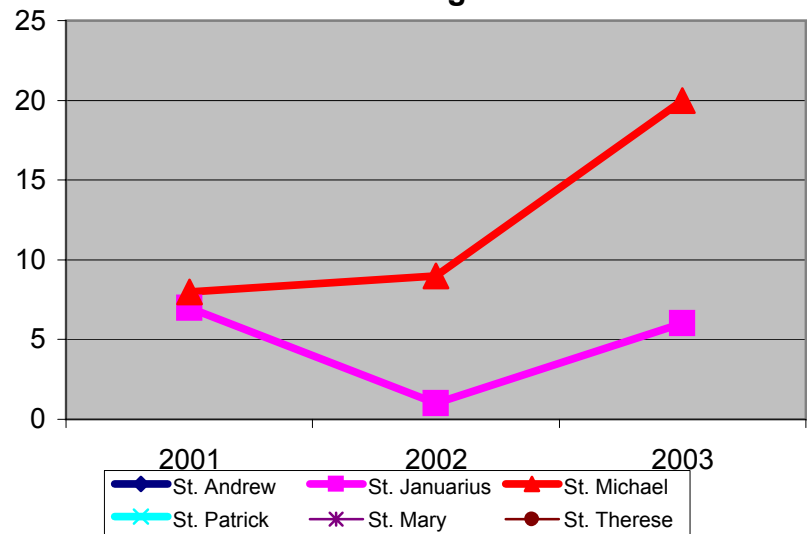
Registered Households



Average Weekend Attendance



Weddings



Baptisms

